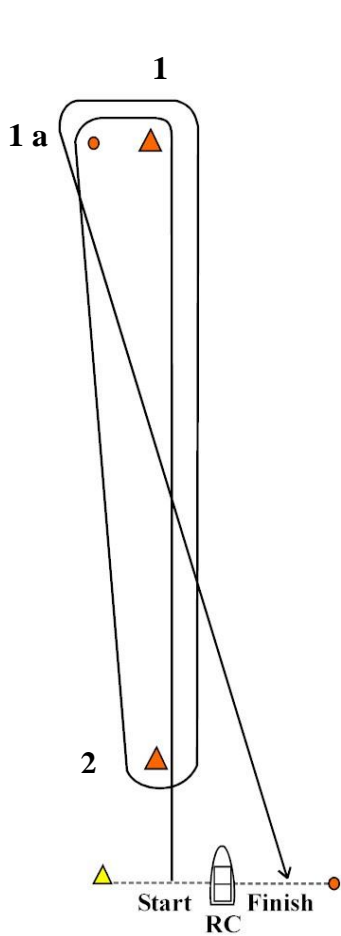


NBYA

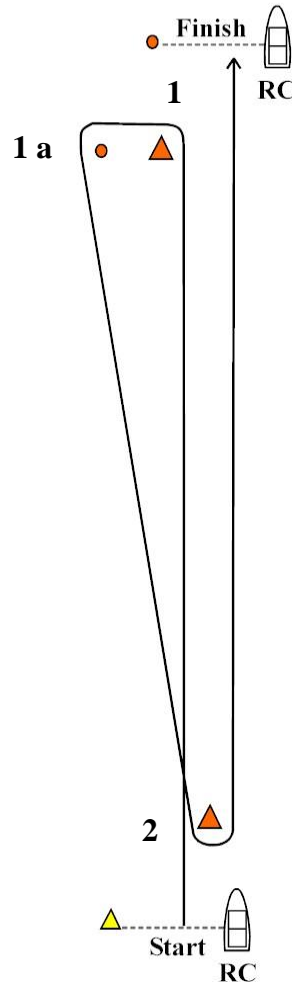
Swanson/Bay Cup Team Race

APPENDIX 1

COURSE DIAGRAM



Even number of legs



Odd number of legs

Course W2:
Start-1-1a-
Finish (Downwind)

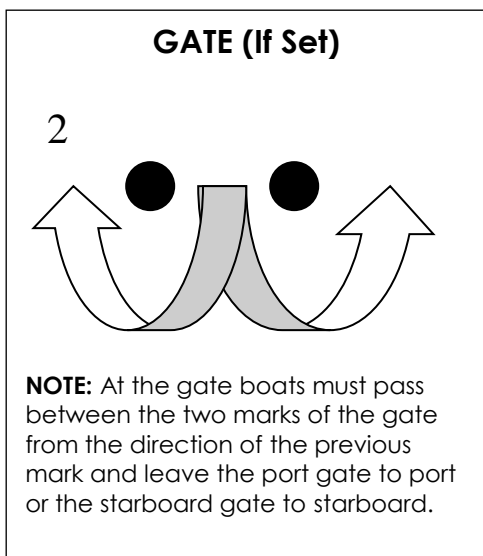
Course W3:
Start-1-1a-2-
Finish (Upwind)

Course W4:
Start-1-1a-2-1-1a-Finish
(Downwind)

Course W5:
Start-1-1a-2-1-1a-2-
Finish (Upwind)

Course W6:
Start-1-1a-2-1-1a-2-1-
1a-
Finish (Downwind)

**See Sailing
Instructions for
exact mark colors,
reference only**



- a) Marks 1 and 1a shall be rounded to port. Mark 1a is an offset mark and will be positioned to port of mark 1.
- b) Except when there is a change of course, mark 2 will be positioned approximately to windward of the RC Signal Boat.
- c) For downwind finishes mark 2 is not a mark of the course for the first or finishing leg.
- d) For downwind finishes: the finishing line will be to the starboard side of the RC Signal Boat (facing upwind) to leeward of mark 2, unless a change is signaled for the finishing leg.
- e) For upwind finishes: the finish mark will be to windward of mark 1, unless a change is signaled for the finishing leg.